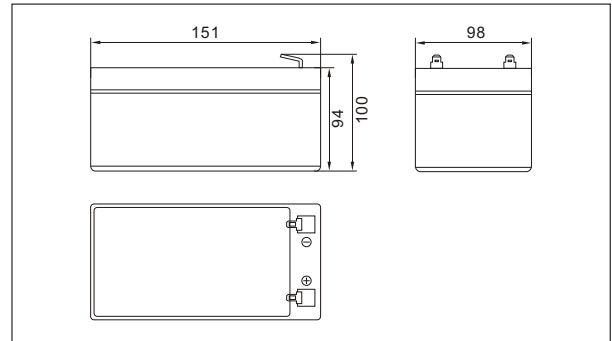




SW12120(12V12AH)



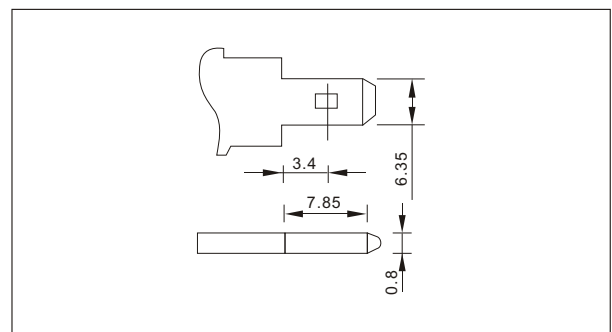
● Outer dimensions (mm)



● Specifications

Nominal Voltage		12V
Rated capacity (20 hour rate)		12Ah
Dimensions	Total Height	100 mm (3.94 inches)
	Height	94 mm (3.70 inches)
	Length	151 mm (5.94 inches)
	Width	98 mm (3.86 inches)
Weight Approx		3.7 Kg (8.16 lbs)

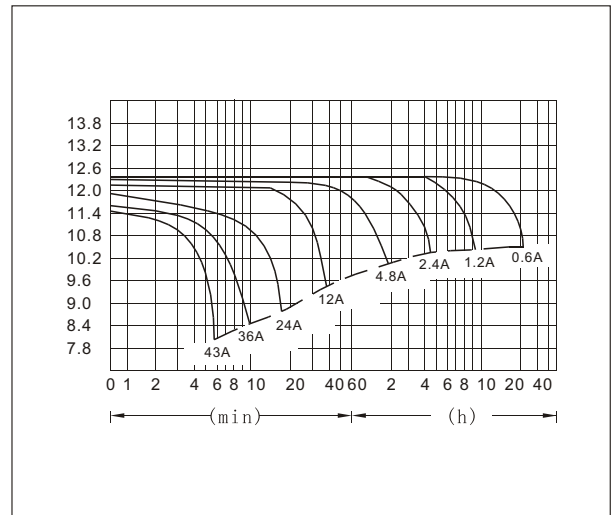
● Terminal Type (mm)



● Characteristics

Capacity 25°C(77°F)	20 hour rate(0.60 A)	12 AH
	10 hour rate(1.10 A)	11.0 AH
	5 hour rate(2.04 A)	10.2 AH
	1 hour rate(7.20 A)	7.20 AH
	1.5 hour discharge to 10.5V	4.8 A
Internal Resistance	Full charged Battery at 25°C(77°F)	16 mΩ
Capacity affected by Temperature (20hour rate)	40°C(104°F)	102%
	25°C(77°F)	100%
	0°C(32°F)	85%
	-15°C(5°F)	65%
Self-Discharge at 25°C(77°F)	Capacity after 3 month storage	91%
	Capacity after 6 month storage	82%
	Capacity after 12 month storage	64%
Terminal		T2
Charge (constant Voltage)	Cycle	Initial Charging Current less than 4.80A Voltage 14.40-14.70V
	Float	Voltage 13.50-13.80V

● Discharge Curves 25°C(77°F)



Constant Current(Amp) and Constant Power(Watt) Discharge Table at 25°C(77°F)

Time	5min	10min	15min	30min	1h	2h	3h	4h	5h	8h	10h	20h
9.60V	A	43.2	28.3	21.0	13.8	7.2	4.20	3.09	2.48	2.11	1.39	0.62
	W	449	304	225	149	78	46.1	34.4	27.9	24.0	16.0	7.2
10.20V	A	39.6	27.1	19.3	13.1	6.8	4.03	3.00	2.40	2.06	1.37	0.61
	W	426	303	216	147	77	46.5	34.8	27.9	24.1	16.0	7.1
10.50V	A	36.1	25.3	18.0	12.7	6.5	3.95	2.95	2.28	2.06	1.35	0.60
	W	396	288	206	146	76	45.8	34.4	26.7	23.9	15.9	7.1
10.80V	A	34.6	24.2	16.8	12.4	6.3	3.85	2.90	2.24	1.95	1.31	0.59
	W	389	279	194	143	74	45.1	34.2	26.5	23.1	15.6	7.0
11.10V	A	32.0	22.8	15.6	12.0	6.1	3.75	2.75	2.20	1.87	1.28	0.57
	W	364	264	182	141	72	44.4	32.7	26.2	22.3	15.4	6.9